




BOON EDAM

High Security Doors and Portals

A mobility hotspot is the domain that forms the gateway to a visitor's destination, it is also the domain where different flows of users are separated; employees are separated from visitors, general personnel from staff in the most sensitive areas of the building. High security doors and portals can determine the identity of a user and determine whether they are alone in order to ensure that the most sensitive areas of your building remain closed to non-authorised persons.

 *your entry experts*



Security

Depending on the security and capacity needs of your building, there are many different options available to manage the flow in a mobility hotspot. In lower security areas speed gates or tripod turnstiles can offer a quick and simple solution. These offer high capacity throughput and a high level of security. However their security can still be compromised as they do not close off an area completely from floor to ceiling. When absolute security is required, high security doors and portals are the best solution. These products close off an entry completely and only allow access to one person at a time. Depending on the access control system included within the door, they can not only control that only one person enters, but also determine their identity.

Boon Edam's security access solutions can be integrated with virtually any access control system in the market. Depending on the type of system installed, our high security doors and portals can detect tailgating, piggybacking and confirm identity.

Four levels of security can be identified:

- Tailgating detection can be achieved through a sensor system or one zone contact mat
- Piggybacking detection requires a two zone contact mat system or, for more accurate detection, Stereo-Vision
- Identification can only be accurately determined through a biometric system

Although the goal of most high security access solutions is to protect intellectual property or other confidential materials, the safety and security of the people passing through them is equally as important. Both the Tourlock and Circlelock are equipped with safety buffers to prevent users from being trapped or hit by the door wings. In case of an emergency the security systems will unlock and free egress is possible. If the security level must be maintained in an emergency we recommend installing an optional battery back-up to continue operation in case of power failure. We can also set the door to fail-secure mode ensuring that the doors remain locked.






Tailgating

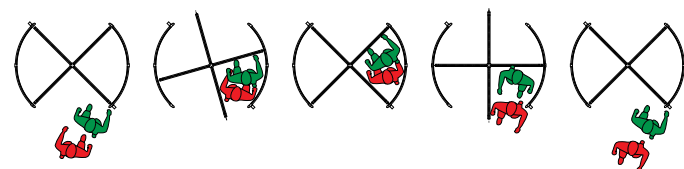
Tailgating occurs when unauthorised users attempt to gain access to a secured area by entering a security revolving door in the segment directly after an author-

ised user is granted access. Boon Edam's Tourlock high security revolving door detects and prevents tailgating regardless of which access control system is integrated.



Piggybacking

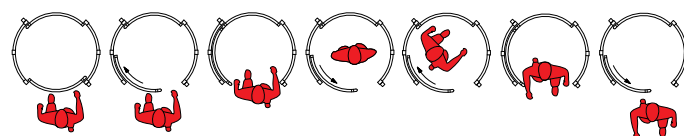
Piggybacking is the attempt to gain access to a secured area by entering at the same time as an authorised user. In order to accurately detect piggybacking more advanced security systems such as weight systems or StereoVision are necessary.



User Identification

In the most sensitive areas of a building you may want to be guaranteed that no one without the right credentials can enter. In these cases you will need a security door to determine the identity of the user. Our Circlelock high security portal can be integrated with a biometric

system that uses characteristics that are unique to an individual and cannot be lost, forgotten or handed out. Through for example fingerprint analysis, facial recognition or iris scan the system ensures that only those with proper credentials are allowed to pass through.








Service

The correct settings for a high security door or portal such as the Tourlock or Circlelock depend on variables that are different for each company; the level of security required, the throughput required or the experience that the average user in the company has with security solutions, can all have an impact on what security system should be chosen and how its settings are maintained. With our experience, we can help you determine the best solution for your building. We can also help to refine the settings based on actual use. Boon Edam's StereoVision system for example allows us to monitor the use of the door and the system over prolonged periods of time to inventory which issues occur. The

data cannot be linked to any particular person, meeting all privacy regulations, but it does allow us to determine what type of use causes false rejections or other problems. In response we can cooperate with you to refine settings or train users as necessary.

Boon Edam ensures a quick installation to minimise inconvenience. After installation we can ensure the continued successful operation of your security door or portal through regular service & maintenance. Our local service teams know the local conditions affecting the wear and tear of your building's entries and can offer you personalised service and maintenance plans.







Sustainability

Buildings form a major contributor to the global emission of greenhouse gasses. At Boon Edam we believe that we have the opportunity and responsibility to limit that contribution as much as possible: our revolving doors help to save energy and maintain a comfortable inside climate. However our sustainability efforts go further. We have optimised our manufacturing process wherever possible to limit the environmental impact of our products. Our manufacturing techniques are environmentally friendly where possible and our raw materials are sourced from responsible suppliers. We also have an

extensive recycling program, separating our waste materials and recycling them.

Our efforts ensure that our entry solutions have a minimal carbon footprint and by extension support the buildings they are used in to become more environmentally friendly. As such our entry solutions can also help you to achieve LEED certification. We have detailed information on the environmental impact of our entry solutions available which can be used in the LEED certification process.







Circlelock

The Circlelock is a security portal consisting of a round drum with two sliding doors. After the user enters the door, the first door wing will close and the inbuilt security system determines whether they are allowed to pass through. If authorisation is given, the second door wing will open, completing the passage. This process allows for successive bi-directional traffic. Although throughput is lower than that of a speedgate or even a security revolving door, the Circlelock offers the highest level of security available.

Boon Edam's Circlelock is available in many different finishes; including powder coated or anodised aluminium and clad in a variety of different materials. Burglary or bullet resistant options are also available.



Tourlock 180 + 90

With 4 door wings, the Tourlock 180+90 is an automatic security revolving door that offers simultaneous bi-directional traffic. The door will start its rotation upon authorisation from a card reader or other authorisation system. During its 180° rotation, the inbuilt security system will

check for tailgating and piggybacking. As the Tourlock closes off an entry from floor to ceiling and offers simultaneous bi-directional traffic, it offers the optimum balance between high security and throughput, allowing up to 2x20 users to pass through the door per minute.



































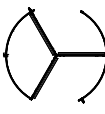

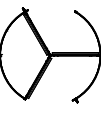
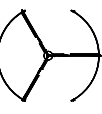
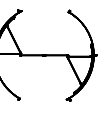
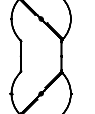
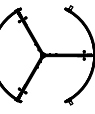
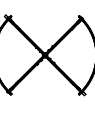
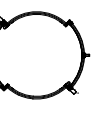
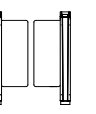
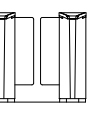
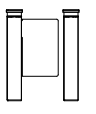
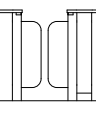
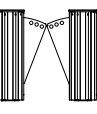
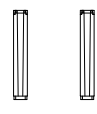
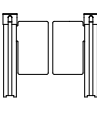
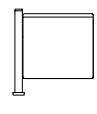
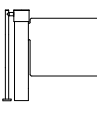
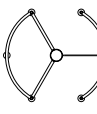
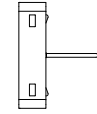
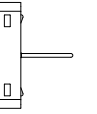
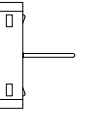
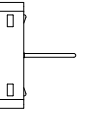
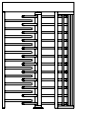
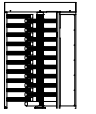
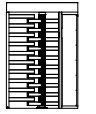
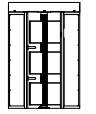



























Tourlock 120

Like the Tourlock 180+90 the Tourlock 120 is a security revolving door. This version only has three door wings, which allows for more spacious segments. Available with automatic or manual operation, it offers succes-

sive bi-directional traffic. Although offering a slightly lower throughput, the Tourlock 120 can be the best solution when a more comfortable passage experience is required.



Product Overview

	Tourniket	Crystal Tourniket	NRG+ Tourniket	Tournex	Duotour	Twintour	Tourlock 120	Tourlock 180+90		Circlelock	Speedlane Swing	Speedlane Slide	Swinglane 900	Speedlane 900	Speedlane 300	Speedlane Open	Twinglock 900	Winglock Swing	Winglock 900	Transpalock 900	Trilock 900		Trilock 75	Trilock 60	Trilock 50	Turnlock 100	Turnlock 150	Turnlock 200	Turnlock 250
																													
																													
Diameter (mm)	1600-3800	1600-3000	2000-2800	3600-7400	3600-5400	3000-3800	1500-2200	1600-2200		1000/1500																			
Unit Width (mm)											106-182	312-512	195	390-590	315	240	185	90	260		1600					1524	1524	1524	1524
# Door Wings	3 / 4	3 / 4	3	3 / 4	2	2x 2	3	4		2	1 or 2	2	1	2	2	0	2	1	1	3	tripod		tripod	tripod	tripod	3 / 4	3	3	3
Capacity / Minute	2x 22-46	2x 22-38	2x 20-33	2x 32-91	2x 40-59	2x 60-75	1x 15	2x 20		5	25-30	25-30	25-30	25-30	25-30	50-60	25-30	15-30	15-30	15-20	15-20		15-20	15-20	15-20	15-18	15-18	15-18	15-18
Height (mm) (Under Canopy / Barrier)	2100-3600	2100-3400	2100-2600	2200-2600	2200-2600	2200-2700	2100-2600	2100-2600		2100-2600	940-1800	980-1800	1000	900-1800	934		1000	940/980	1000	1000	872-896		813	838	826	2057	2057	2057	2057
Security Level																													
Disabled Access	✓	x	x	✓	✓	✓	x	x		✓	✓	✓	✓	✓	✓	✓	✓	✓	✓	x	x		x	x	x	✓	x	x	x
Emergency Exit*	✓	✓	✓	✓	x	✓	✓	✓		x	x	x	x	x	x	x	x	x	x	x	x		x	x	x	x	x	x	x
Fail-Safe / Fail-Secure	x	x	x	x	x	x	✓/✓	✓/✓		✓/✓	✓/ x	✓/✓	✓/ x	✓/✓	✓/ x	✓/ x	✓/ x	✓/ x	✓/ x	✓/ x	✓/ x		✓/✓	✓/✓	✓/✓	✓/✓	✓/✓	✓/✓	✓/✓
Collapsible Door Set / Barrier	✓	✓	✓	✓	✓	✓	✓	✓		x	x	x	x	x	x	x	x	x	x	x	✓		✓	✓	✓	x	x	x	x
Finish																													
Stainless Steel	✓	✓	✓	✓	✓	✓	✓	✓		✓	✓	✓	✓	✓	✓	✓	✓	✓	✓	✓	✓		✓	✓	✓	✓	✓	✓	✓
Powdercoated Aluminium	✓	x	✓	✓	✓	✓	✓	✓		✓	x	x	✓**	✓**	x	x	x	x	x	x	x		x	x	x	✓	x	x	x
Anodised Aluminium	✓	x	✓	✓	✓	✓	✓	✓		✓	x	x	✓**	✓**	x	x	x	x	x	x	x		x	x	x	✓	✓	✓	✓
Wood	✓	x	x	x	x	x	x	x		x	x	x	✓**	✓**	x	x	x	x	x	x	x		x	x	x	x	x	x	x
Stone	x	x	x	x	x	x	x	x		x	x	x	✓**	✓**	x	✓**	x	x	x	x	x		x	x	x	x	x	x	x
Options																													
Burglary Resistance Package	✓	x	x	✓	x	✓	x	✓		✓	x	x	x	x	x	x	x	x	x	x	x		x	x	x	x	x	x	x
Night Locking Doors	✓	✓	✓	✓	x	x	✓	✓		x	x	x	x	x	x	x	x	x	x	x	x		x	x	x	x	x	x	x
Price	★★★★★	★★★★★	★★★★★	★★★★★	★★★★★	★★★★★	★★★★★	★★★★★		★★★★★	★★★★★	★★★★★	★★★★★	★★★★★	★★★★★	★★★★★	★★★★★	★★★★★	★★★★★	★★★★★	★★★★★		★★★★★	★★★★★	★★★★★	★★★★★	★★★★★	★★★★★	★★★★★

* Requirements are subject to local regulations
** Top cover only





Circlelock



Tourlock 120



Tourlock 180 + 90